


ECONOMIC RESEARCH GROUP (ERG)
BALANCE SHEET
AS AT JANUARY 31, 2010

Particulars	Note	Amount 31-01-2010	Amount 31-01-2009
Property and Assets:			
Fixed Assets:	5.00	838,023	808,752
At Cost		1,201,238	1,009,035
Less: Accumulated Depreciation		363,215	200,283
Deferred Revenue Expenditure	6.00	14,763	16,403
Fixed Deposit	7.00	3,558,000	4,500,000
Current Assets:		1,895,546	985,706
Loan to Projects	8.00	170,401	7,755
Advance, Deposit and Prepayments	9.00	490,166	299,274
Cash and Bank Balance	10.00	1,234,979	678,677
Total Property and Assets		6,306,332	6,310,861
Fund and Liabilities			
Fund Account	11.00	1,964,189	1,432,880
Current Liabilities:		4,342,143	4,877,981
Project Fund Account	12.00	1,173,169	1,252,708
Loan from Projects	13.00	3,138,974	3,595,273
Liability for expenses	14.00	30,000	30,000
Total Fund and Liabilities:		6,306,332	6,310,861


Annexed notes from 01 to 16 form part of the financial statements.


Executive Director


Treasurer

Signed in terms of our separate report of even date annexed

Date: April, 10 2010


M A Quader Kabir FCA
Partner



**ECONOMIC RESEARCH GROUP (ERG)
INCOME STATEMENT
FOR THE YEAR ENDED JANUARY 31, 2010**

Particulars	Note	Amount 2009-2010	Amount 2008-2009
INCOME:			
Service Charge:	15.00	702,988	1,050,782
ECAC Project		-	-
PREM Project		-	-
CBFM Project-1		-	-
WBI		-	128,952
SANEI Project		-	31,986
SCUK-2		20,818	-
CBFM Project-2		-	-
UNDP-CGE Project		-	-
IFPRI Project		61,974	-
Sails Project		27,500	-
SANDEE-1		-	-
FAO		12,425	23,623
SANDEE-2		859	36,283
SADEE FOREST		-	64,647
IFC WORKSHOP		86,250	-
ESCAP		27,400	24,836
SCUK-1		92,658	138,982
IFC		73,623	178,227
MCSC 1		-	30,705
MCSC 2 P-1		-	358,416
MCSC 2 P-2		299,481	34,125
Training Program		-	-
Miscellaneous		-	1,310
Bank Interest		110,592	42,227
Interest on FDR		550,086	-
Income from sale of publication		-	-
Surplus from projects	16.00	15,632	-
Rental equipment and machineries		87,000	160,250
Total Income		1,466,298	1,254,569
EXPENDITURE:			
Operating Cost:		1,105,763	715,285
House rent		300,000	238,000
Water bill		6,955	4,865
Electricity		23,966	17,757
Gas		5,130	2,000
Salary and allowances		172,640	149,700
Bank charge		9,113	1,550
Audit fees		25,000	25,000
Legal fees		6,882	96
General maintenance		45,549	18,762
Repair and Maintenance		21,104	-
Computer and Internet maintenance		-	4,480




Computer Accessories	1,220	8,450
Rental vehicle	13,258	3,600
Local travel	15,759	10,436
Training expenses	-	3,500
Internet	74,800	60,264
Web hosting	10,000	12,000
Telephone and Fax	21,481	19,939
Postage and Courier	231	-
Travel and conveyance	-	-
Entertainment	52,777	8,607
Stationery	17,839	13,218
Books	140	17,360
Photocopy	3,626	4,909
Deducted Income Tax on Bank In & FDR	66,067	-
Paid AIT to DCT	44,653	-
Deferred Tax Expenses	1,640	1,822
Depreciation	162,932	88,970
	1,102,762	715,285
Excess /(Deficit) of Income Over Expenditure	363,536	539,284
Total:	1,466,298	1,254,569

Annexed notes from 01 to 16 form part of the financial statements.



Executive Director



Treasurer

Signed in terms of our separate report of even date annexed

Date: April 10, 2010



M A Quader Kabir FCA
Partner



**ECONOMIC RESEARCH GROUP (ERG)
HEAD OFFICE
RECEIPTS AND PAYMENTS STATEMENT
FOR THE YEAR ENDED JANUARY 31, 2010**

Particulars	Note	Amount 2009-2010	Amount 2008-2009
RECEIPTS:			
Opening Balance:		(597,151)	34,521
Cash in hand		-	6,592
Cash at bank		(597,151)	27,929
		6,971,466	3,501,256
Received for Training program		-	-
Loan from Projects		697,000	3,150,000
Loan realization from Projects		7,755	135,487
Loan received from mizanur rahman		-	3,473
Loan received from Dr.Sajjad Zohir		1,570	3,817
Loan received from Anik Asraf		1,831	-
Interest on FDR		550,086	-
Rental of equipments and machineries		87,000	160,250
Bank interest		110,592	46,919
Others		-	1,310
Surplus from projects	16.00	15,632	-
Encashment of fixed deposit		5,500,000	-
Service Charge:		702,988	1,050,782
Exclusion		-	-
PREM		-	-
SANEI		-	31,986
CBFM-1		-	-
CBFM-2		-	-
UNDP-CGE		-	-
IFPRI		61,974	-
ODI-PRS		-	-
SAILS		27,500	-
MCSC-1		-	30,705
MCSC-2 P-1		-	34,125
MCSC-2 P-2		299,481	358,416
WBI		-	128,952
IFC		73,623	178,227
IFC WORKSHOP		86,250	-
CWS		-	-
SCUK-1		92,658	138,982
SCUK-2		20,818	-
ESCAP		27,400	24,836
SANDEE-2		859	36,283
SANDEE FOREST		-	64,647
SANDEE		-	-
FAO		12,425	23,623
Total :		7,077,303	4,586,559



PAYMENTS:


	2,265,290	908,544
Operating Cost:		
House rent	300,000	238,000
Water bill	6,955	4,865
Electricity	23,966	17,757
Gas	5,130	2,000
Salary and allowance	172,640	149,700
Bank charge	9,113	1,550
Audit fee	25,000	25,000
Legal fee	6,882	96
General maintenance	45,549	18,762
Repair and Maintenance	21,104	-
Computer and Internet maintenance	-	4,480
Computer Accessories	1,220	8,450
Rental vehicle	13,258	3,600
Local travel	15,759	10,436
Training expenses	-	3,500
Internet	74,800	60,264
Web hosting	10,000	12,000
Telephone and Fax	21,481	19,939
Postage and Courier	231	-
Travel and conveyance	-	-
Entertainment	52,777	8,607
Stationery	17,839	13,218
Books	140	17,360
Photochopy	3,626	4,909
Loan repayment to Individual	6,700	1,077
Loan repayment to Projects	1,150,000	139,465
Loan to Projects	170,401	138,817
Loan to Nuruzzaman	3,000	-
Deducted IT at sources	66,067	4,692
Paid AIT to DCT	44,653	-
Loan refund to MC book	-	-
Loan to CBFM-1	-	-
Purchases:	192,203	700,166
Computer	104,200	154,250
Printer/Fax	12,500	85,000
IPS/Generator	20,700	12,780
Telephone and Fax	-	11,100
Air Conditionar	-	149,476
Office Decoration	-	70,000
Furniture and fixture	54,803	217,560
Investment:	4,558,000	3,575,000
Fixed deposit	4,558,000	3,500,000
Security Deposit	-	75,000
Total Payments	7,015,493	5,183,710



Closing Balance	61,810	597,151
Cash in hand	14,190	-
Cash at bank	47,620	(597,151)
Total :	7,077,303	4,586,559

Annexed notes from 01 to 16 form part of the financial statements.


Executive Director


Treasurer

Signed in terms of our separate report of even date annexed



Date: April 10, 2010

M A Quader Kabir FCA
Partner

