


**ECONOMIC RESEARCH GROUP (ERG)
STATEMENT OF FINANCIAL POSITION
AS AT JANUARY 31, 2013**

Particulars	Note	Amount 31-01-2013	Amount 31-01-2012
Property and Assets:			
Fixed Assets:	5.00	415,013	643,970
At Cost		1,477,780	1,477,780
Less: Accumulated Depreciation		1,062,767	833,810
Deferred Revenue Expenditure	6.00	10,762	11,958
Fixed Deposit	7.00	6,994,085	5,864,786
Current Assets:		2,249,797	3,979,267
Advance, Deposit and Prepayments	8.00	1,613,866	1,677,553
Cash and Bank Balance	9.00	374,935	2,134,596
Interest Accrued on Fixed Deposit	7.01	260,996	167,118
Total Property and Assets		9,669,657	10,499,981
Fund and Liabilities			
Fund Account	10.00	5,811,581	4,891,522
Current Liabilities:		3,858,076	5,608,459
Project Fund Account	11.00	458,452	2,251,829
Loan from Projects	12.00	3,369,624	3,326,630
Liability for expenses	13.00	30,000	30,000
Total Fund and Liabilities:		9,669,657	10,499,981

Annexed notes from 01 to 15 form part of the financial statements.



Executive Director



Treasurer

Signed in terms of our separate report of even date annexed



M A Quader Kabir FCA
Partner

Date: May 25, 2013



**ECONOMIC RESEARCH GROUP (ERG)
STATEMENT OF COMPREHENSIVE INCOME
FOR THE YEAR ENDED JANUARY 31, 2013**

Particulars	Note	Amount 2012-2013	Amount 2011-2012
INCOME:			
Service Charge:	14.00	1,483,709	911,669
SANDEE-Rice		-	20,721
SANDEE Forest		-	27,188
Training-NIAN		67,500	-
IFPRI FMP		-	219,403
PSU		4,672	-
SANDEE-Workshop-1		-	79,152
SANDEE-Workshop-2		-	117,306
SANDEE-W- 3		90,995	-
SANDEE- Mehruna		5,451	-
Sugar Market		57,860	-
CDIP		-	39,395
GDN Madras		32,839	35,235
WFP-FSN		89,400	-
DATA		-	7,605
ABBANK		-	50,000
IPC-FAO		49,200	-
ERG-IGC		181,169	187,669
Property Tax		56,598	-
IFPRI FMP		36,829	-
Companies ACT		150,994	16,777
Edible Oil		370,470	-
Education		67,667	29,394
IGC-Reimburse		222,065	81,824
Bank Interest		92,278	61,568
Interest on FDR		562,418	329,605
Accrued Interest on FDR		260,996	167,118
Rental equipments and machineries		-	47,000
Surplus from Projects		-	306,894
Total Income		2,399,401	1,823,854



EXPENDITURE:


Operating Cost:

	1,561,523	1,156,228
House rent	600,000	330,000
Water bill	12,908	9,090
Electricity	98,069	24,734
Gas	8,630	10,454
Salary and allowances	351,632	307,604
Bank charges	8,450	6,350
Audit fees	30,000	30,000
General maintenance	56,937	24,167
Repair and Maintenance	61,822	10,423
Kaspersky Antivirus (Software)	-	3,670
Fuel	-	8,380
Computer Accessories	-	970
Local conveyance	-	10,338
Internet	-	-
Web hosting	10,000	10,000
Telephone and Fax	10,516	8,875
Postage and Courier	-	3,105
Entertainment	-	37,475
Stationary	-	18,871
Books	-	1,000
Photochopy & Printing	-	10,977
Others	-	-
Deducted Income Tax on Bank In & FDR	82,181	49,762
Deducte VAT	225	150
Deffered Tax Expenses	1,196	1,329
Depreciation	228,957	238,504
	1,561,523	1,156,228
Excess /(Deficit) of Income Over Expenditure	837,878	667,626
Total:	2,399,401	1,823,854

Annexed notes from 01 to 15 form part of the financial statements.



Executive Director



Treasurer

Signed in terms of our separate report of even date annexed



M A Quader Kabir FCA

Partner

Date: May 25, 2013



**ECONOMIC RESEARCH GROUP (ERG)
HEAD OFFICE
RECEIPTS AND PAYMENTS STATEMENT
FOR THE YEAR ENDED JANUARY 31, 2013**

Particulars	Note	Amount 2012-2013	Amount 2011-2012
RECEIPTS:			
Opening Balance:		337,684	32,568
Cash in hand		104	16,822
Cash at bank		337,580	15,746
		9,357,600	6,853,718
Loan from Projects		2,596,000	1,350,000
Loan realization from Projects		-	601,065
Advance Recover		75,000	75,000
Interest on FDR		729,536	436,054
Rental of equipments and machineries		-	47,000
Bank interest		92,278	61,568
Surplus from Projects		-	306,894
Encashment of fixed deposit		5,864,786	3,976,137
		1,483,709	911,669
Service Charge:			
SANDEE-Rice		-	20,721
SANDEE-Forest		-	27,188
ABBANK		-	50,000
IFPRI FMP		36,829	219,403
SANDEE-W-2		-	117,306
SANDEE-W-1		-	79,152
SANDEE-W-3		90,995	-
SANDEE- Mehruna		5,451	-
WFP-FSN		89,400	-
PSU		4,672	-
CDIP		-	39,395
GDN		32,839	35,235
DATA		-	7,605
ERG-IGC		181,169	187,669
IPC-FAO		49,200	-
Companies ACT		150,994	16,777
Education		67,667	29,394
IGC_Reimburse		222,065	81,824
Training-NIAN		67,500	-
Edible Oil		370,470	-
Sugar Market		57,860	-
Property Tax		56,598	-
Total :		11,178,993	7,797,955



PAYMENTS:

Operating Cost:

	3,887,076	1,527,695
House rent	600,000	330,000
Water bill	12,908	9,090
Electricity	98,069	24,734
Gas	8,630	10,454
Fuel	-	8,380
Salary and allowances	354,332	304,904
Bank charges	8,450	6,350
Audit fee	30,000	30,000
General maintenance	56,937	24,167
Repair and Maintenance	61,822	10,423
Computer Accessories	-	970
Advance Salary	-	6,000
Local Conveyance	-	10,338
Web hosting	10,000	10,000
Telephone and Fax	10,516	8,875
Postage and Courier	-	3,105
Security Deposit of House rent	-	37,475
Stationary	-	18,871
Books	-	1,000
Photocopy & Printing	-	10,977
Loan refund to Projects	2,553,006	608,000
Kaspersky Antivirus (Software)	-	3,670
Deducted IT at sources	82,181	49,762
Deducted VAT	225	150

Purchases:

	-	67,790
Computer	-	66,000
Air Conditionar/Fan	-	1,790

Investment:

	7,287,835	5,864,786
Fixed deposit	6,994,085	5,864,786
Security Deposit	293,750	-
Total Payments	11,174,911	7,460,271

15.00



Closing Balance

Cash in hand
Cash at bank


Total :

	4,082	337,684
	104	104
	3,978	337,580
	<u>11,178,993</u>	<u>7,797,955</u>

Annexed notes from 01 to 15 form part of the financial statements.




Executive Director



Treasurer

Signed in terms of our separate report of even date annexed



Date: 25 MAY 2013

M A Quader Kabir FCA
Partner

